

Brú na Boinne



Brú na Boinne

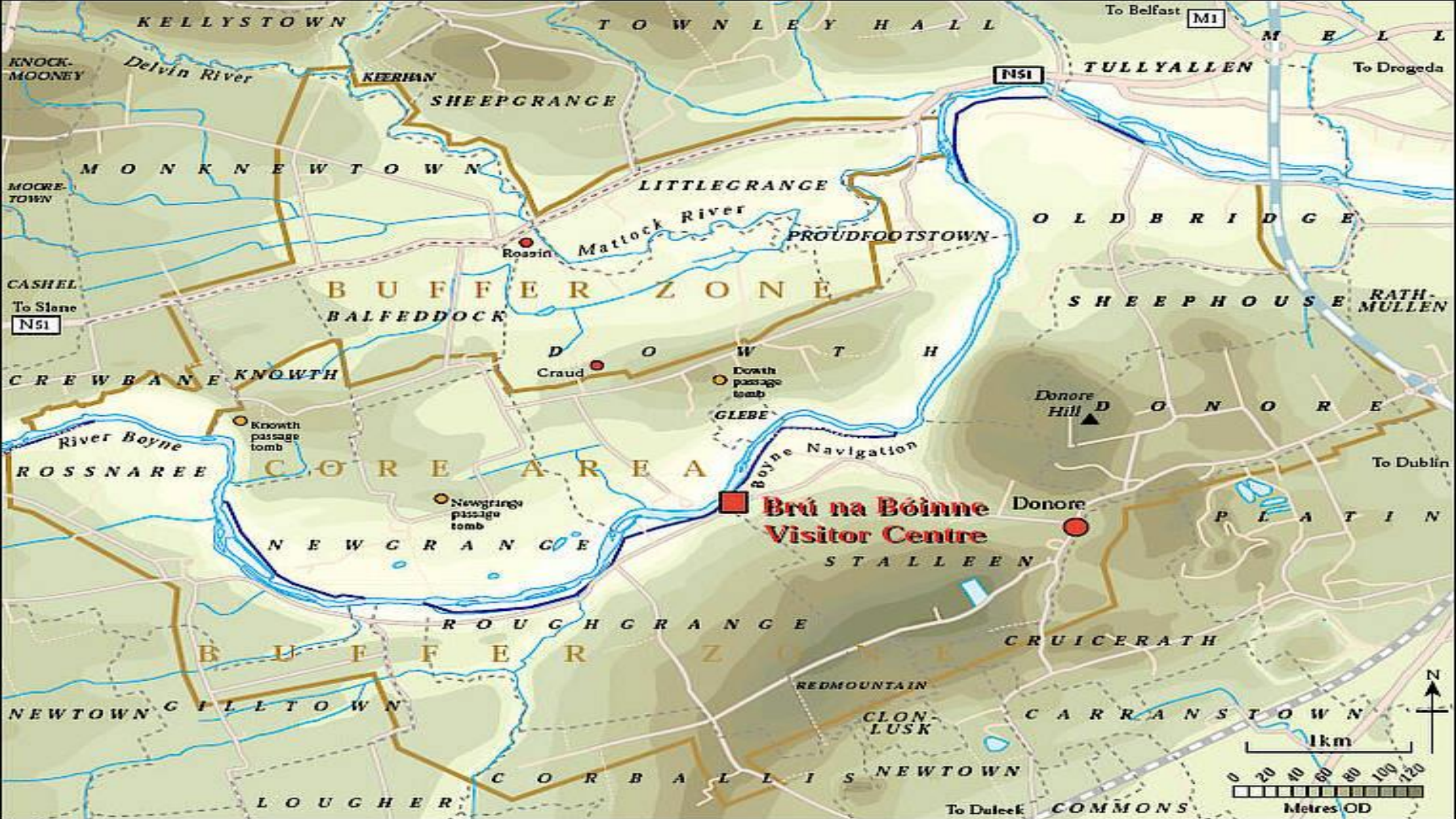
Brú na Bóinne, which means the 'palace of the Boyne', refers to the area within the bend of the River Boyne. It contains one of the world's most important prehistoric landscapes. Brú na Bóinne has three well-known large passage tombs

1. Knowth
2. Newgrange
3. Dowth



These were built around 5,000 years ago in the Late Stone Age. The Brú na Bóinne tombs contain the largest assembly of megalithic art in Western Europe.

Brú na Bóinne became a World Heritage Property in December 1993.



This is why it became a heritage site:

- 1. It represents a masterpiece of human creative genius*
- 2. It has a unique cultural tradition which which has disappeared*
- 3. Being an outstanding example of a type of building which illustrates significant stage in human history.*



Newgrange

Newgrange is a [Megalithic](#) passage tomb located in Donore, County Meath. It can be found on a bend of the River Boyne.

The rounded tomb was built during the [Stone Age](#), making it more than 5000 years old!



Winter Solstice

The winter solstice marks the day with the shortest period of daylight and the longest night of the year.

The winter solstice occurs on the 21st of December.



Newgrange and the Winter Solstice



Newgrange is best known for the winter solstice. During the winter solstice the passage and chamber of Newgrange is lit up by winter sun.

Every year, thousands of people apply to be in the [chamber](#) to experience the winter solstice. People are chosen randomly at the end of September every year.

Newgrange and the Winter Solstice

On the morning of the winter solstice a beam of light enters an opening known as a roof-box.


The light travels up the 19 meter passage and enters the chamber. As the sun rises higher into the sky, the beam of light widens resulting in the whole chamber being brought from complete darkness to light.



The impressive event lasts for 17 minutes at dawn on the morning of 21st of December, and for a few mornings either side of the solstice.

What is a roof-box?

The roof-box is an opening which allows light to travel down a 19 meter passage resulting in the illumination of the chamber. It is located above the entrance into the tomb.




Passageway

The passageway leading from the entrance to the chamber is long and narrow.

People regularly take tours of the tomb, to travel back in time and imagine life for the people who built Newgrange.

Remember the people of the Stone Age wouldn't have hand torches like we did!



Did You Know?



It was long thought that Newgrange was just a tomb which was used for the bones and ashes of the dead, as well as for [ritual](#) purposes.


An [excavation](#) which took place between 1962 and 1975 unveiled a little more.

Excavation Discoveries

The 1960s excavation discovered that the roof-box was [deliberately](#) placed.

So what does this mean?

- The way in which this tomb was created suggests that it was created to demonstrate their knowledge of [astronomy](#).
- From observing how the light enters at sunrise on the winter solstice it was proven to [archaeologists](#) that the builders of Newgrange had some knowledge of planetary movement!



Newgrange and the Winter Solstice

Around 200,000 people visit Newgrange annually.

About 20 people are allowed into the chamber for the winter solstice.

What an amazing lottery to win!





© MIKEL BILBAO

© MIKEL BILBAO

www.agefotostock.com

X6M-996211

X6M-996211

www.agefotostock.com

X6M-996211

© MIKEL BILBAO

© MIKEL BILBAO

© MIKEL BILBAO

www.agefotostock.com

age
FOTOSTOCK



